


Memorandum



Date: October 18, 2004

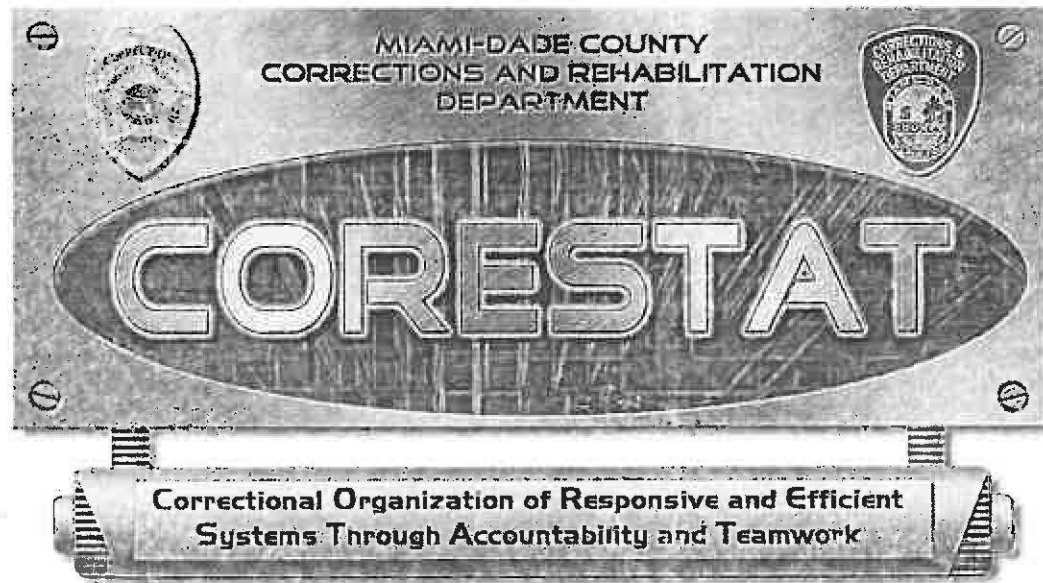
To: Charles J. McRay, Director
Miami-Dade Corrections and Rehabilitation Department

From: 
Valerie Cohen-Jennings, Commander
Planning and Accreditation Bureau

Subject: September Inmate Grievance Report for FY 2003-2004

Attached is the September Inmate Grievance Report for FY 2003-2004.

If you need additional information, please contact me at (786) 263-6389 or Lieutenant Richard Marquez at (786) 263-6294.



SEPTEMBER
INMATE GRIEVANCE REPORT
FY 2003-2004

**MIAMI-DADE CORRECTIONS & REHABILITATION DEPARTMENT
FY 2003-2004 INMATE GRIEVANCE REPORT**

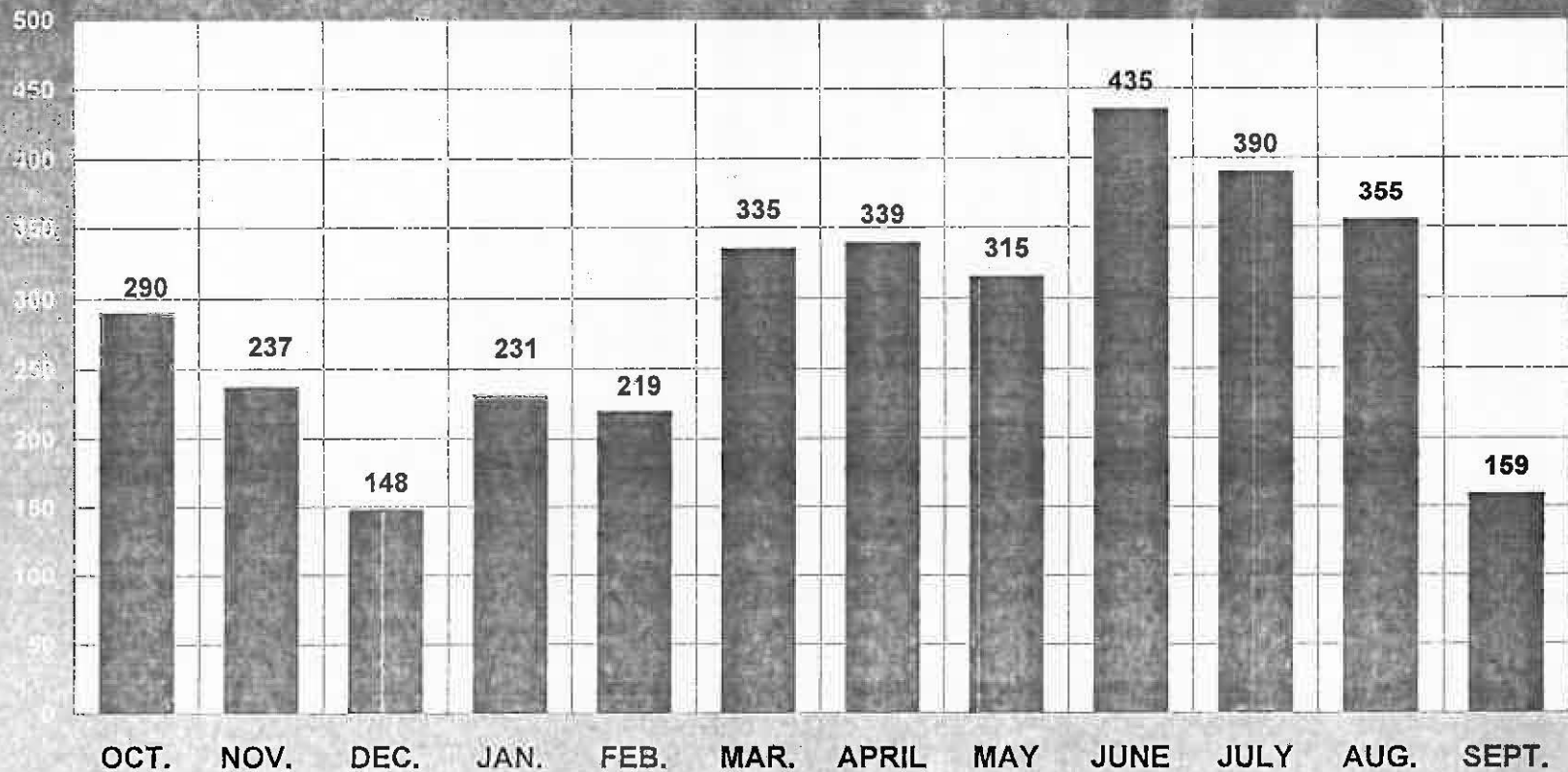
	OCT.	NOV.	DEC.	JAN.	FEB.	MAR.	APRIL	MAY	JUNE	JULY	AUG	SEPT.	FY 2003-2004
Inmate Grievances													
New	290	237	148	231	219	335	339	315	435	390	355	159	3453
Pending (YTD total=Avg)	0	28	149	31	40	5	0	0	13	3	4	0	23
1)Substantiated	107	130	111	153	129	144	185	179	248	163	131	117	1797
2)Non-Substantiated	75	94	116	50	57	89	61	51	52	50	42	31	768
3)Inmate Released	0	1	38	0	1	6	9	6	6	6	10	4	87
Total Completed (1 - 3)	182	225	154	203	187	254	255	236	306	219	183	152	2556
Number of Inmate Grievances Resolved This Month At:													
1) Level 1	0	9	0	185	83	94	136	134	184	132	112	118	1187
2) Level 2	62	78	23	0	9	3	11	0	22	3	23	0	234
3) Level 3	0	0	0	0	1	0	1	0	3	0	5	0	10
4) Level 4	0	0	0	0	0	0	2	0	1	0	0	0	3
Grievance By Category													
Program Assignments													
New	0	0	0	0	0	0	0	71	1	0	0	0	72
Pending (YTD total=Avg)	0	0	0	0	0	0	0	0	0	0	0	0	0
1)Substantiated	0	0	0	0	0	0	0	43	1	0	0	0	44
2)Non-Substantiated	0	0	0	0	0	0	0	16	0	0	0	0	16
3)Inmate Released	0	0	0	0	0	0	0	1	0	0	0	0	1
Total Completed (1 - 3)	0	0	0	0	0	0	0	60	1	0	0	0	61
Visitation													
New	0	0	1	4	0	4	13	3	0	2	7	3	37
Pending (YTD total=Avg)	0	0	1	0	0	0	0	0	0	0	0	0	0
1)Substantiated	0	0	1	3	0	3	12	2	0	0	3	0	24
2)Non-Substantiated	0	3	0	1	0	0	1	1	0	0	0	3	9
3)Inmate Released	0	0	0	0	0	0	0	0	0	0	0	0	0
Total Completed (1 - 3)	0	3	1	4	0	3	13	3	0	0	3	3	33
Medical/ Dental													
New	38	69	35	72	69	84	79	88	141	99	99	52	925
Pending (YTD total=Avg)	1	0	16	5	0	0	0	0	3	2	3	0	3
1)Substantiated	49	56	31	48	57	43	54	61	94	36	43	37	609
2)Non-Substantiated	4	13	15	11	4	5	4	4	4	8	6	6	84
3)Inmate Released	3	0	0	0	1	1	2	5	1	0	2	2	17
Total Completed (1 - 3)	56	69	46	63	62	49	60	70	99	44	51	45	714

Complaints against Staff													
New	21	46	37	38	59	56	89	50	89	82	75	34	676
Pending (YTD total=Avg)	0	0	40	0	1	1	0	0	1	0	0	0	4
Referred to Internal Affairs	0	7	1	0	5	0	2	6	8	8	14	7	58
1)Substantiated	16	24	26	34	45	19	70	28	67	47	21	39	436
2)Non-Substantiated	16	16	41	14	8	18	10	9	16	8	8	6	170
3)Inmate Released	0	1	4	0	1	1	4	1	0	1	0	2	15
Total Completed (1 - 3)	32	41	71	48	54	38	84	38	83	56	29	47	621
Personal Property													
New	1	4	1	6	4	13	10	16	23	14	9	2	103
Pending (YTD total=Avg)	0	0	1	0	0	0	0	0	1	1	0	0	0
1)Substantiated	1	2	1	5	2	7	3	13	7	5	4	1	51
2)Non-Substantiated	0	2	1	1	0	2	3	2	2	3	0	1	17
3)Inmate Released	0	0	0	0	1	0	0	0	0	0	0	0	1
Total Completed (1 - 3)	1	4	2	6	3	9	6	15	9	8	4	2	69
Food Services													
New	17	5	4	5	6	7	12	13	9	13	16	9	116
Pending (YTD total=Avg)	0	0	1	0	0	0	0	0	0	0	0	0	0
1)Substantiated	11	4	4	4	4	4	10	11	7	9	8	6	82
2)Non-Substantiated	7	1	1	1	1	1	1	1	0	0	3	0	17
3)Inmate Released	0	0	0	0	0	0	0	0	1	0	0	0	1
Total Completed (1 - 3)	18	5	5	5	5	5	11	12	8	9	11	6	100
Legal													
New	0	0	0	0	1	0	0	0	7	1	3	0	12
Pending (YTD total=Avg)	0	0	0	0	0	0	0	0	0	0	0	0	0
1)Substantiated	0	0	0	0	0	0	0	0	7	1	0	0	8
2)Non-Substantiated	0	0	0	0	1	0	0	0	0	0	0	0	1
3)Inmate Released	0	0	0	0	0	0	0	0	0	0	0	0	0
Total Completed (1 - 3)	0	0	0	0	1	0	0	0	7	1	0	0	9
Commissary													
New	15	21	8	17	15	22	30	31	43	33	24	10	269
Pending (YTD total=Avg)	0	0	6	0	1	0	0	0	1	0	1	0	1
1)Substantiated	11	9	5	3	4	11	14	24	17	10	13	5	126
2)Non-Substantiated	7	7	11	10	5	7	8	4	4	5	1	1	70
3)Inmate Released	0	0	1	0	0	0	0	2	1	0	0	0	4
Total Completed (1 - 3)	18	16	17	13	9	18	22	30	22	15	14	6	200

Mail														
New	3	8	6	5	6	7	9	4	9	14	19	8	98	
Pending (YTD total=Avg)	0	0	0	0	0	3	0	0	0	0	0	0	0	
1)Substantiated	3	2	5	2	2	1	2	0	5	2	8	6	38	
2)Non-Substantiated	0	6	1	4	3	2	0	0	1	2	0	2	21	
3)Inmate Released	1	0	0	0	0	0	1	0	0	0	1	0	3	
Total Completed (1 - 3)	2	6	6	6	5	3	3	0	6	4	2	8	51	
Recreation														
New	0	0	1	0	0	5	3	0	1	3	6	0	19	
Pending (YTD total=Avg)	0	0	0	0	0	0	0	0	0	0	0	0	0	
1)Substantiated	0	0	1	0	0	4	1	0	0	1	0	0	7	
2)Non-Substantiated	0	0	0	0	0	0	1	0	0	0	0	0	1	
3)Inmate Released	0	0	0	0	0	3	0	0	0	0	0	0	3	
Total Completed (1 - 3)	0	0	1	0	0	1	2	0	0	1	0	0	5	
Law Library														
New	4	1	2	1	1	0	10	8	8	2	16	2	55	
Pending (YTD total=Avg)	0	0	0	0	0	0	0	0	1	0	0	0	0	
1)Substantiated	0	1	0	0	0	0	5	8	2	1	12	2	31	
2)Non-Substantiated	4	0	2	1	0	0	1	0	0	0	1	0	9	
3)Inmate Released	0	0	0	0	0	0	0	0	0	0	0	0	0	
Total Completed (1 - 3)	4	1	2	1	0	0	6	8	2	1	13	2	40	
Hygiene/Sanitation														
New	16	3	10	4	3	0	5	23	8	5	4	6	87	
Pending (YTD total=Avg)	0	0	3	0	0	0	0	0	2	0	0	0	0	
1)Substantiated	12	2	6	3	2	1	1	21	3	1	3	4	59	
2)Non-Substantiated	5	1	4	1	1	0	1	2	0	0	0	2	17	
3)Inmate Released	0	0	0	0	0	0	0	0	0	0	0	0	0	
Total Completed (1 - 3)	17	3	10	4	3	1	2	23	3	1	3	6	76	
Other (ADA, Classification, etc.)														
New	38	79	34	39	30	75	81	68	80	111	69	32	736	
Pending (YTD total=Avg)	0	0	47	1	0	1	0	0	2	0	1	0	4	
1)Substantiated	6	31	24	22	12	23	21	22	34	35	22	15	267	
2)Non-Substantiated	28	42	36	16	16	42	23	22	20	17	18	11	291	
3)Inmate Released	0	0	30	0	0	4	1	1	0	1	2	0	39	
Total Completed (1 - 3)	34	73	90	38	28	69	45	45	54	53	42	26	597	

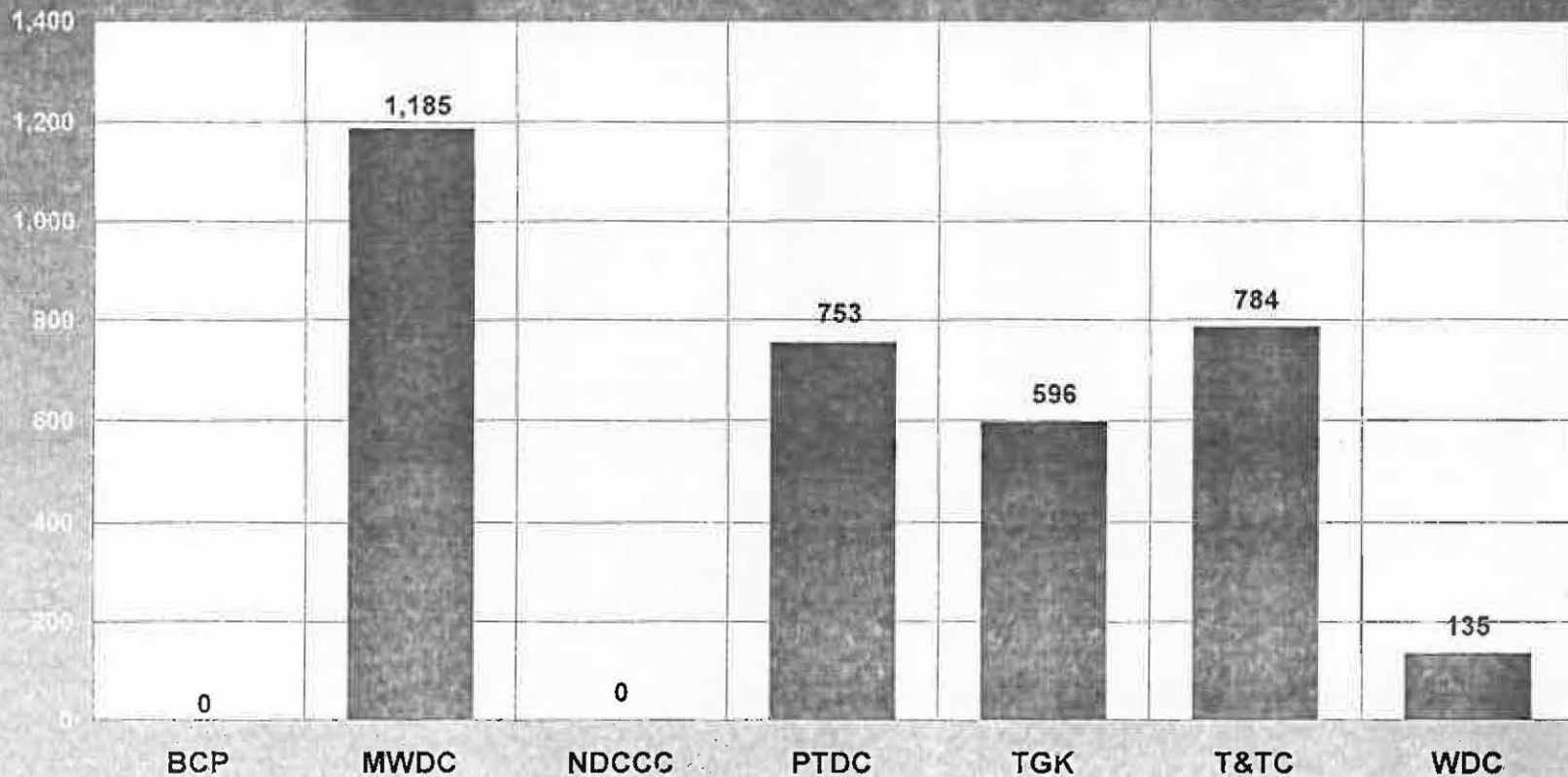


MIAMI-DADE CORRECTIONS & REHABILITATION DEPARTMENT INMATE GRIEVANCES FY 2003-2004



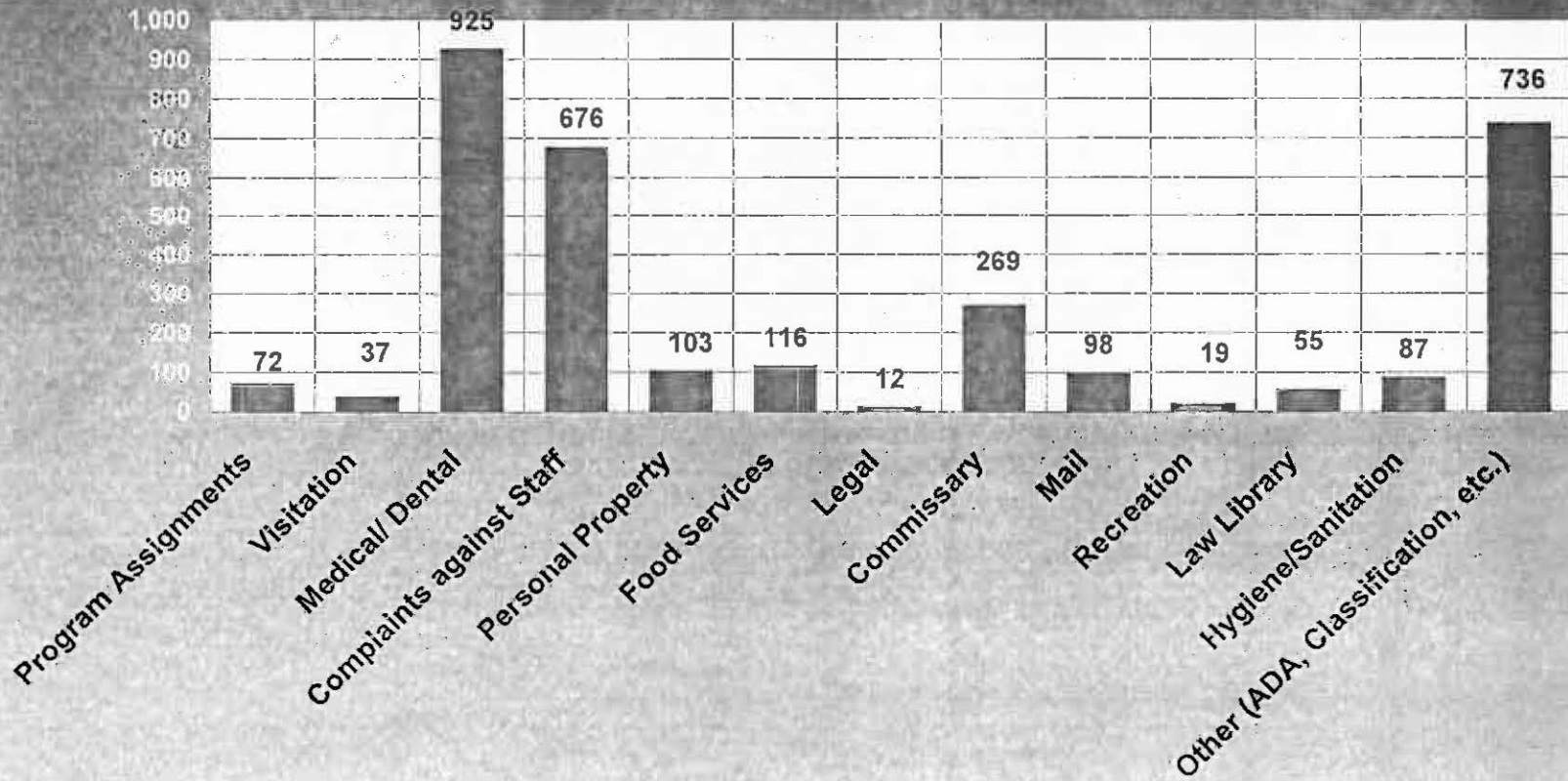


MIAMI-DADE CORRECTIONS & REHABILITATION DEPARTMENT INMATE GRIEVANCES BY FACILITY OCT. 2003 - SEPT. 2004





MIAMI-DADE CORRECTIONS & REHABILITATION DEPARTMENT INMATE GRIEVANCES BY CATEGORY OCT. 2003 - SEPT. 2004





**MIAMI-DADE CORRECTIONS & REHABILITATION DEPARTMENT
PERCENTAGE OF INMATE GRIEVANCES
PER INMATE POPULATION
FY 2003-2004**

